

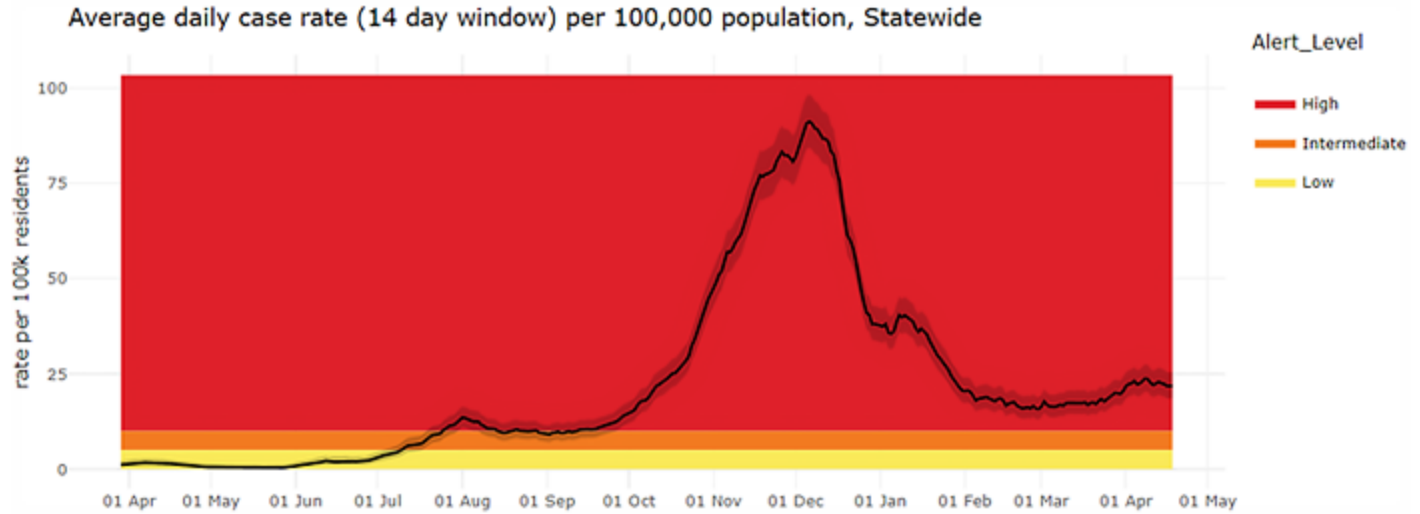


**Alaska Department of Health & Social Services Weekly Case Update
April 11-17, 2021**

Increasing Statewide transmission Rt 1.02	HIGH Statewide alert status 22.0	Adequate Hospital capacity	Moderate Test positivity 2.99%	47.70% Alaskan 16 years and older vaccinated
Red- quickly increasing, Rt>1.2 Orange- increasing, Rt 1-1.2 Yellow-decreasing, Rt<1	Red- 14-day average case rate per 100,000 people >10 Orange- 5-10 Yellow- <5	Red- <3 weeks until beyond capacity Orange- 3-6 weeks Yellow- >6 weeks	Red->5% Orange- 2-5% Yellow- <2%	At least one shot Estimated AK population 16 and older of 569,699 from census.gov (American Community Survey 2019)

Brief Status Report

- The statewide transmission rate and daily case rates were nearly unchanged from last week. Case rates decreased in Anchorage, the Southern Southeast, Southwest, and Yukon-Kuskokwim Delta regions. Case rates increased in all other regions.
- Alaska is currently [the twelfth most vaccinated state per capita](#). 48% of the State/IHS vaccine allocation so far has been administered.

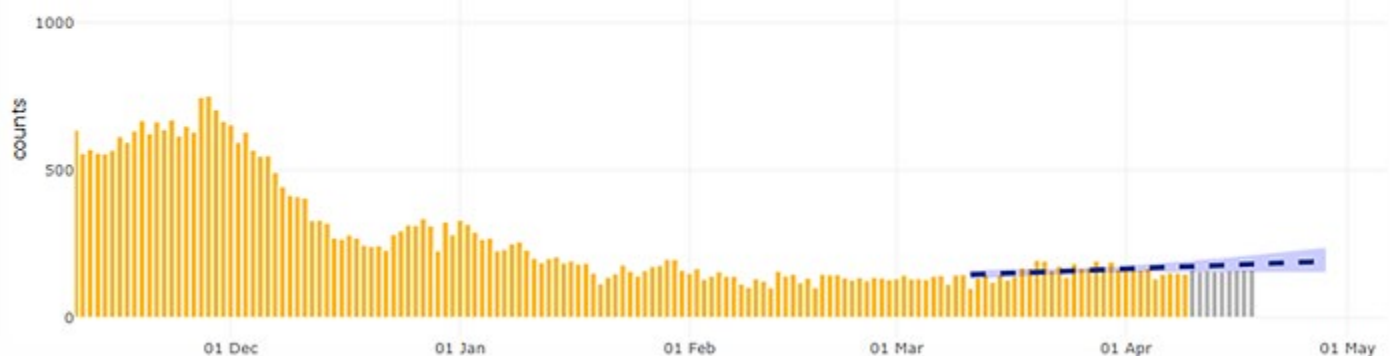


Case Trends and Predictions

- 1,129 cases were reported in Alaskans last week. This was a 1% increase from the week before. Case rates decreased in Anchorage, the Southern Southeast, Southwest, and YK Delta regions. Case rates increased in seven of the State's eleven behavioral health regions this week compared with last week.
- Matanuska-Susitna case rate increased to 48.2 from 46.9 last week. The Fairbanks North Star Borough increased to 18.3 up from 17.0 the week before.
- The estimated statewide daily growth rate as of April 19, 2021 is 0.56% and new cases are expected to double every 124.1 days based on current modeling.

Estimated Epidemic Curve, Statewide

Gray bars: preliminary adjusted counts estimated from incomplete data due to reporting lag
(log-linear model: short term forecast with 95% confidence band)



Regional Case Trends

Behavioral Health Region	Case rates Mar 7– Mar 13	Case rates Mar 14– Mar 20	Case rates Mar 21– Mar 27	Case rates Mar 28– Apr 3	Case rates Apr 4– Apr 10	Case rates Apr 11– Apr 17
Anchorage Municipality	16.5	16.6	22.0	25.7	22.8	21.0
Fairbanks North Star Borough	13.7	11.7	13.7	16.2	17.0	18.3
Interior Region except Fairbanks	30.0	47.1	40.9	30.0	16.6	17.1
Juneau City and Borough	6.3	4.3	3.8	5.4	8.1	9.4
Kenai Peninsula Borough	7.6	6.2	6.7	11.8	15.5	20.1
Matanuska-Susitna Region	38.5	36.7	40.9	49.2	46.9	48.2
Northern Southeast Region	17.2	6.0	6.3	7.4	8.1	11.6
Northwest Region	4.7	5.3	4.5	3.2	3.7	4.5
Southern Southeast Region	6.1	4.0	4.7	5.4	6.1	5.8
Southwest Region	4.3	5.3	5.6	5.1	10.1	9.3
Yukon-Kuskokwim Delta Region	29.7	34.1	26.4	25.9	20.1	11.6
Statewide	17.8	17.3	20.1	23.5	22.3	22.0

Vaccines Status Update



Reported vaccinations as of April 20, 2021.

- **Anyone 16 years or older who lives or works in Alaska is eligible to receive a COVID-19 vaccine.**
- On April 19, Alaska was [the twelfth most vaccinated state per capita](#) according to the CDC. The Alaska [vaccine dashboard](#) is available online for more up-to-date data.

Regional Vaccine Trends

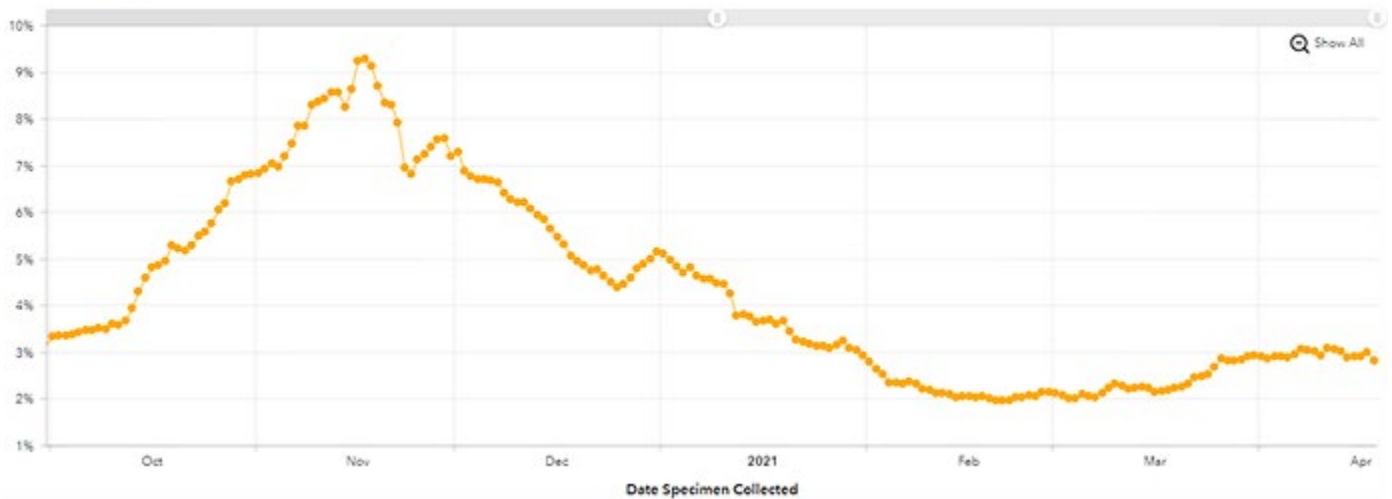
Borough/Census Area	Vaccination Rate for Ages 16+ April 19	
	1+ Dose	Fully Vaccinated
Aleutians East Borough	57.0%	34.3%
Aleutians West Census Area	53.6%	30.3%
Anchorage Municipality	52.5%	44.5%
Bethel Census Area	69.1%	59.8%
Bristol Bay plus Lake and Peninsula	64.4%	52.4%
Chugach-Copper River Census Area	49.2%	43.5%
Denali Borough	53.5%	46.7%
Dillingham Census Area	50.1%	40.6%
Fairbanks North Star Borough	39.0%	32.0%
Haines Borough	65.9%	61.5%
Juneau City and Borough	68.6%	57.5%
Kenai Peninsula Borough	40.5%	35.6%
Ketchikan Gateway Borough	54.7%	46.6%
Kodiak Island Borough	60.5%	52.5%
Kusilvak Census Area	67.5%	54.7%
Matanuska-Susitna Borough	32.3%	27.2%
Nome Census Area	71.7%	68.9%
North Slope Borough	34.4%	31.1%
Northwest Arctic Borough	55.9%	50.0%
Petersburg Borough	73.0%	68.7%
Prince of Wales-Hyder Census Area	45.4%	41.6%
Sitka City and Borough	68.6%	62.8%
Skagway Municipality	73.2%	68.7%
Southeast Fairbanks Census Area	28.2%	23.5%
Wrangell City and Borough	56.6%	51.6%
Yakutat plus Hoonah-Angoon	71.2%	64.9%
Yukon-Koyukuk Census Area	71.2%	63.5%
Statewide	47.7%	40.5%

- To schedule your vaccine appointment visit covidvax.alaska.gov or call 907-646-3322. The call line is staffed Monday-Friday from 9AM-6:30PM and 9AM-4:30PM on weekends. The call line can also be used to answer general questions about vaccine safety and to request appointments to receive a specific type of vaccine. Alaskans receiving health services through a Tribal Health Organization or the Department of Defense should contact those organizations directly to determine their eligibility.

New Cases, Hospitalizations, and Deaths

- During the week of April 11 through April 17, 2021 1,129 cases were reported in Alaskans last week. This is a 1% increase from the week before for a total of 63,561.
- Cumulative hospitalizations increased to 1,426 with 14 reported as occurring this week. Hospitalization reports often lag and only 1,389 hospitalizations were reported at this time last week, so there are 37 hospitalizations newly reported this week including ones that began during previous weeks.
- 19 deaths were reported this week (329 total), though all of these deaths occurred prior to April 17. It is common to take more than a week for a death to be reported, and deaths that occurred during Apr 11-17 may be reported in the future after death certificates are reviewed.
- 62 new nonresident cases were identified this week for a total of 2,695 cases.

Statewide Percentage of Daily Tests with Positive Results
(Seven day rolling average)



Variant Tracking

- The most recent [Alaska COVID Genomic Surveillance report](#) was released on April 15
- Cumulative totals of variants of concern identified in Alaska:

Variants of Concern	Cases Identified	First Identified in Alaska
---------------------	------------------	----------------------------

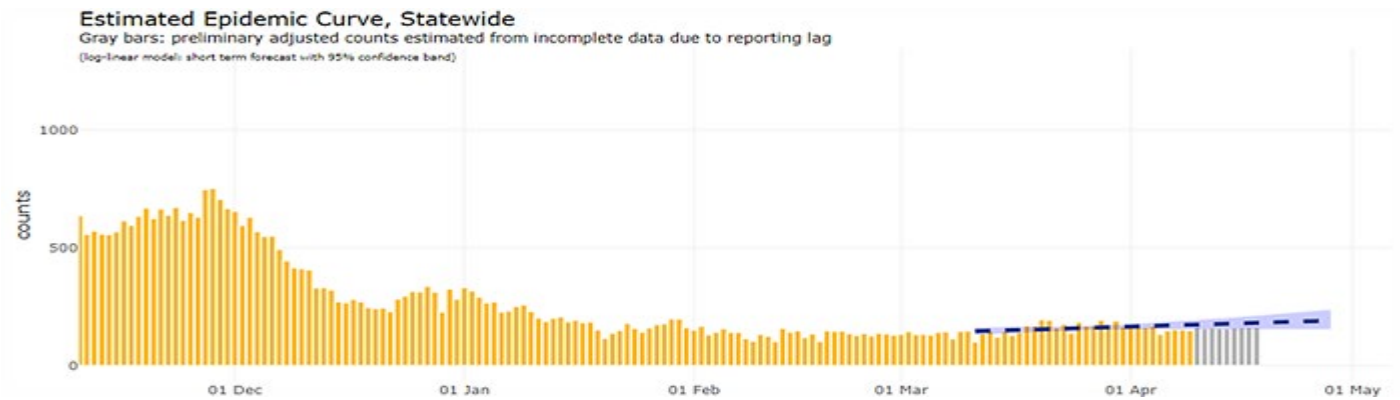
B.1.1.7	15	20 December 2020
P.1	6	8 February 2021
B.1.351	1	20 March 2021
B.1.427	1	30 March 2021
B.1.429	74	24 December 2020

- Alaska’s Public Health Laboratories [continue to monitor for variants of concern](#)

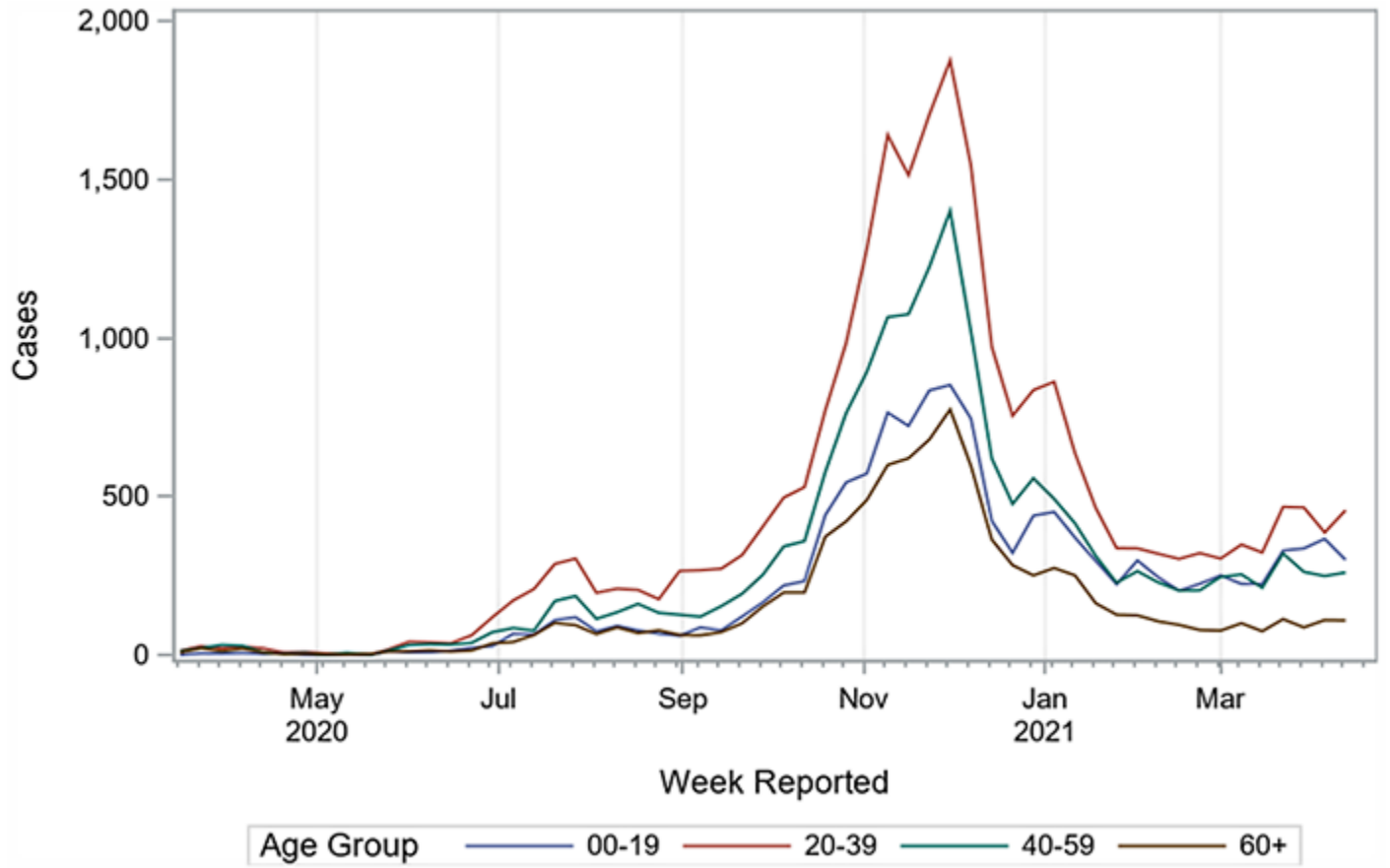
Health Care Capacity

- On April 19, 37 Alaskans with confirmed COVID-19 were hospitalized and 1 was reported to require a mechanical ventilator.

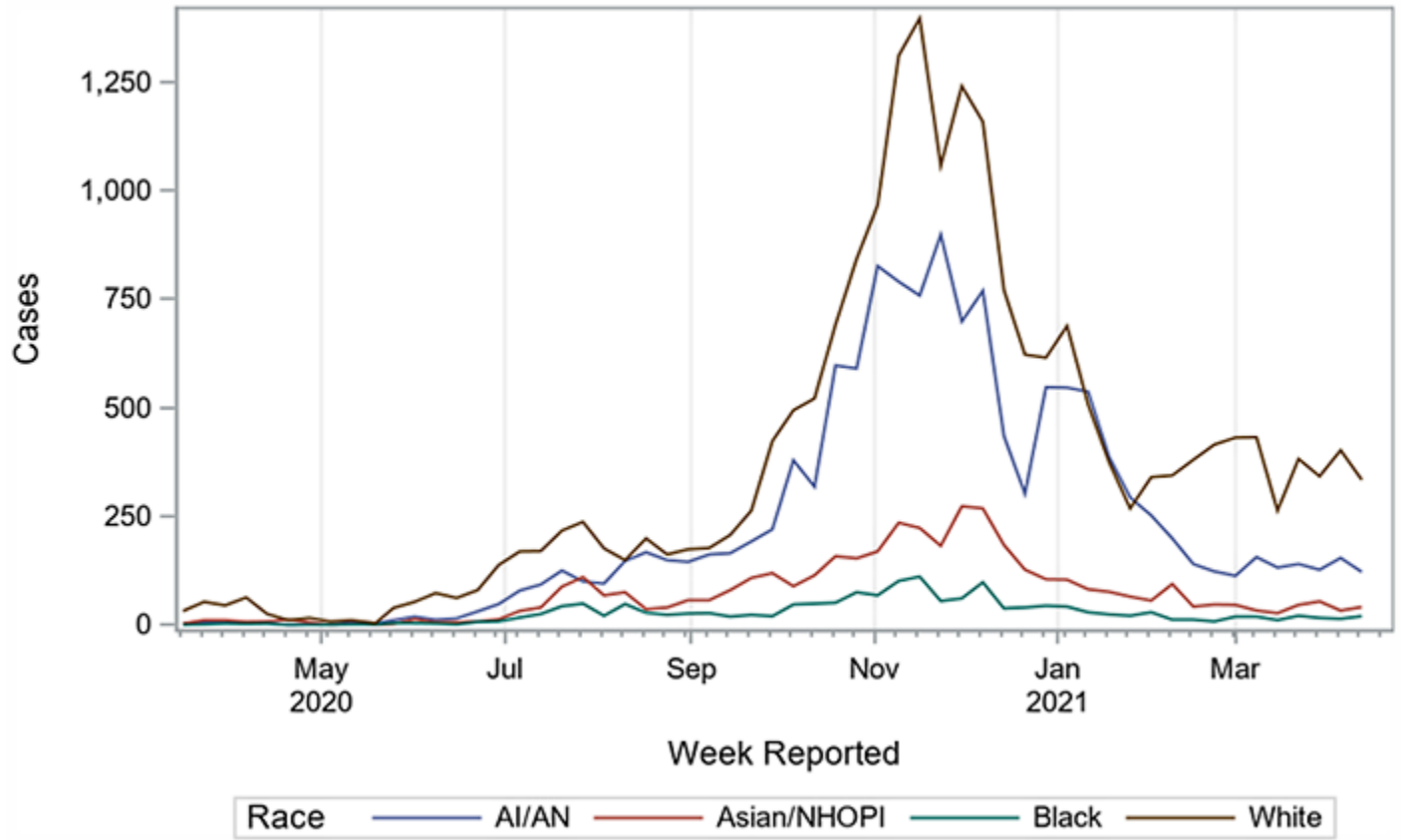
Total Confirmed COVID-19 Beds Occupied



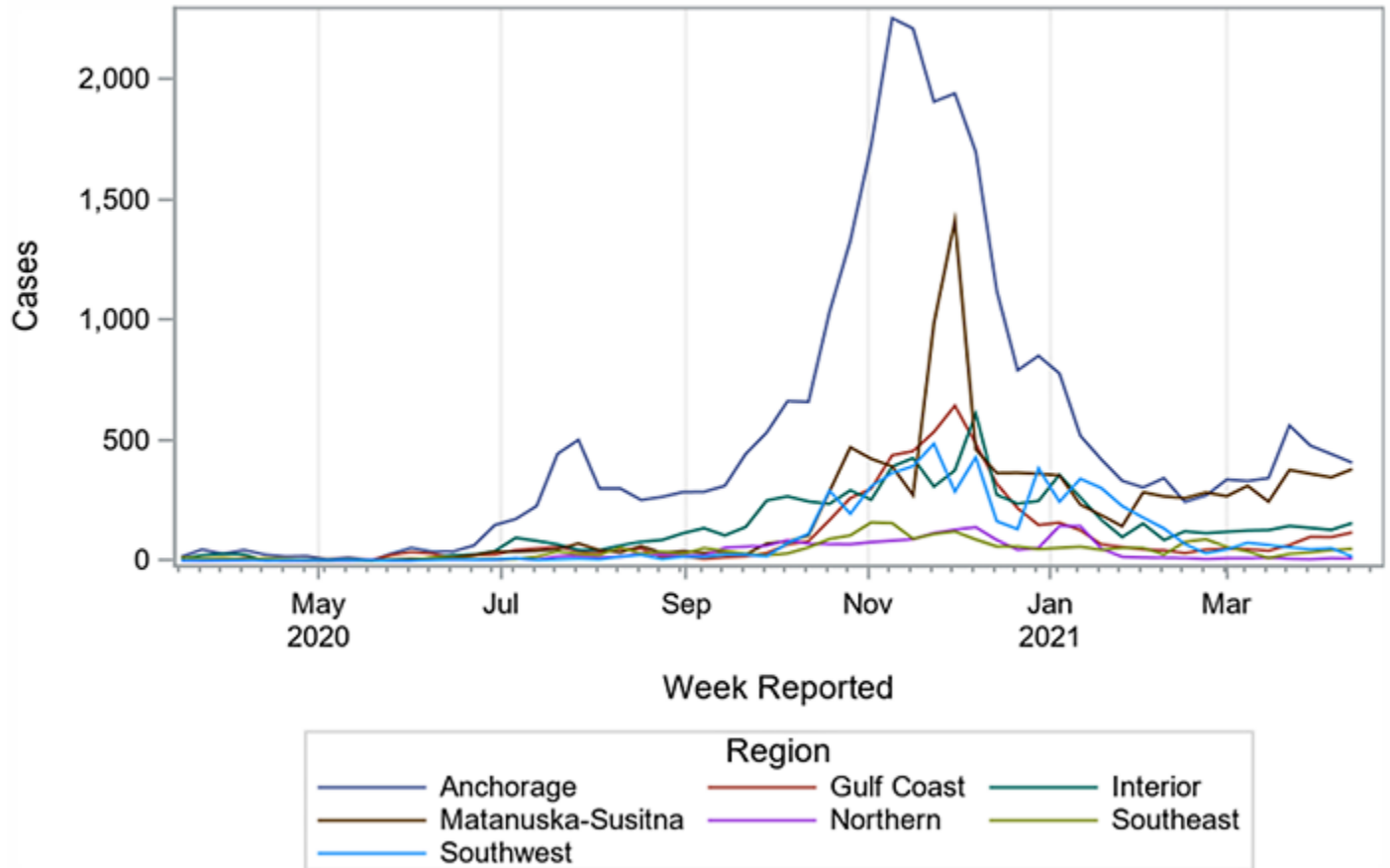
Cases by Week Reported and Age Group



Cases by Week Reported and Race



Cases by Week Reported and Region



Additional informational resources:

- The State of Alaska COVID-19 [vaccine status update](#) page:
- The State of Alaska COVID-19 [information page](#) provides more information about the virus and how individuals and businesses can protect themselves and others from transmission
- For the most up-to-date case information, see the Alaska Coronavirus Response Hub dashboard: updated Monday – Friday at data.coronavirus.alaska.gov

For DHSS media inquiries, please contact clinton.bennett@alaska.gov